

2012

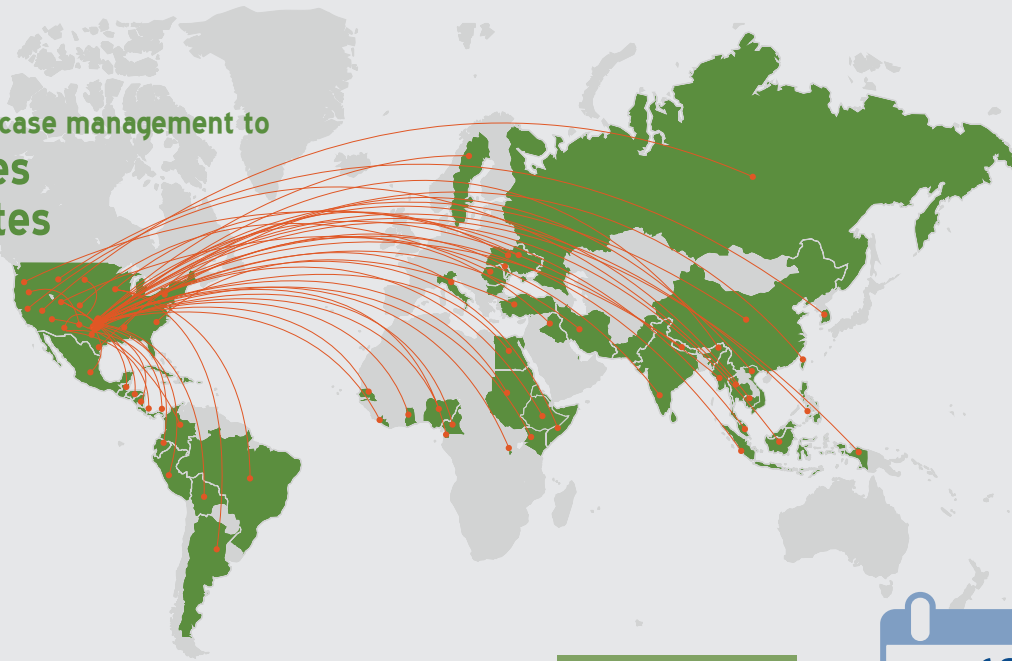


HEALTH NETWORK

How do you assure continuity of care to a patient who is never sure where or when the next move is going to happen?

Health Network assures continuity of care and treatment completion by providing comprehensive case management, medical records transfer and follow up services for mobile patients.

Provided bridge case management to
62 countries
45 U.S. states



Health Network serves pregnant women who move during the course of their pregnancy.

Of these women had a baby at the target birth weight **97%**

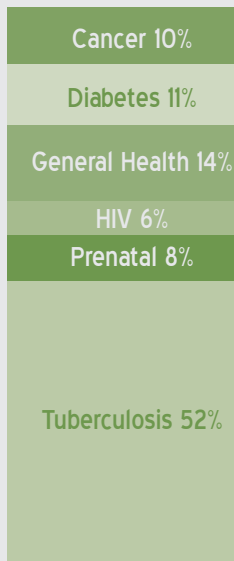
22,786 encounters with clinics & patients

43% increase from 2011

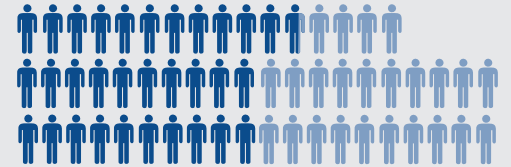
"MCN works world wide to provide continuity of care services within US and anywhere in the world. MCN's communication and follow-up with patient and health care giver is very regular and establishes TRUST."
- Diana Elson, DrPH, MA, CDR USPHS

"MCN is instrumental in establishing continuity of care for patients with known TB and other diseases"
- Marc Clough, LCDR, Texas

Patient Conditions in Health Network

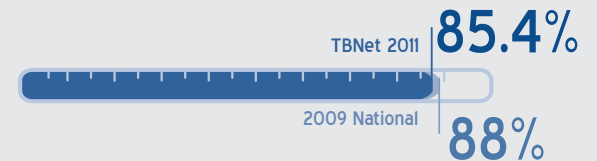


661 newly enrolled patients



1,119 total patients

Tuberculosis completion rate < 1 year



62.5 encounters per day

Total contact minutes

122,760

records transferred
2,557

"As an Outreach Worker and Case Manager, I love being able to refer clients into the program and know that after they leave us their care will continue and that when they return to us we will be able to know where they are in their care without having to go through red tape after red tape at numerous locations before we can know where to start"
- Kamis Ley, Haitian Creole Outreach Worker, Maine

Financials

We spent 98.92% of our budget

Change in net assets to expense ratio is 0.23%

Numerator: Ending Net Assets – Beginning Net Assets

Denominator: Total Expense

Note: Net Assets = Total Assets – Total Liabilities

Working capital to monthly expense ratio is 0.23%

Numerator: Current Assets – Current Liabilities

Long term debt to equity ratio is 0.0

Numerator: Long Term Liabilities Denominator: Total Equity

Other Program Stats

Aunque Cerca... Home Sano	Lo que bien empieza... bien acaba	Poco Veneno...	TOTAL
			<p style="text-align: center;">181,606 comic books distributed in 2012</p>
60,307	61,207	60,092	